



# Roses Are EASY!

By Linda Knowles & Charlotte Owendyk  
Consulting Rosarians



Why grow ROSES?



ROSES bloom 8 months

- That's a lot of BANG for the BUCK!
- No other plant produces as M A N Y flowers



# Roses Add Sparkle

- Drought tolerant Landscaping comes to life
- Add color to an “all green landscape”
- Provide Blooms for Your Home



Julia Child

# Lady Banks Rose



# Accent with Roses



Grand Prize



# Tuck Climbers in Corners





# Potted Roses







Color Riot

# Side Yard





# Success requires:

- Location with:
  - 6-8 hours of **SUN**
  - good drainage
  - good ventilation
  - no competition from tree roots





# Roses Require from us

- Water
- Mulch
- Fertilizer
- Attention



Annual

Maintenance




SUN + Water = Plant Sugar

**Plant Sugar**



**ROSES**

# Watering Tips

- Thorough deep watering is BEST – 1-2 times per week for roses
- Don't give light watering  Shallow roots
- Soil around the roots should be damp, not saturated with standing water
- Check the moisture at the drip line (edge of the leaf canopy)
- Add water when the soil is dry in the upper 1 to 2 inches.



# Mulch

- 2-3 inches deep
- slows evaporation of water from soil
- Keeps soil from baking and roots cooler
- Breaks down into food for plants
- Keeps weeds away



# Fertilize

Organic fertilizer 1-2 times per year

1. Mid/late February for Spring Growth and Bloom (minimum)
2. Early August for Fall Bloom

Organic Fertilizer fosters a healthy environment that produces plants that are stronger and better able to resist disease and insects.



# No Spray

- Chose disease resistant roses
- Expect some blackspot and mildew
- Disease disappears in our hot summers



# Helping Mother Nature

- Shower your Roses with Water when needed
  - washes off aphids till beneficial population increases (spring)
  - Spider mites – love hot and dry—HATE Water
- Maintain clean growing environment
  - Toss leaves and pruning clippings in trash
- Deadhead larger flowers



# WINTER PRUNING

- cut back to shape the bush
- eliminate dead, diseased or damaged canes
- Remove non-productive spindly growth
- encourage growth of new canes—eliminate oldest canes
- open the center of the bush



# Recap

- SUN
- Adequate WATER
- Fertilize
- Mulch
- Winter Prune

So EASY!!!





ROSE Blooms ALL Summer!!!



# Which Rose Depends on YOUR Expectations

- Color
- Bouquets
- Statement
- Sentimental
- Fragrance



Some of our Favorites...

# ABOUT FACE





# Ballerina & Escapade


# Blushing Knockout



# Cherry Parfait



# Cinco de Mayo



# Daybreaker



Dick Clark



Firefighter



# Gemini






Grandma's Blessing

Happy  
Chappy



# Hot Cocoa





Lava Flow  
(Lavaglut)

# Lyda Rose



# Molineux





Pink Gruss an Aachen

# PRETTY LADY



# Sally Holmes




Secret



# September Mourn



# Sunrise, Sunset



# White Knockout



# WHITE MEIDILAND



# Bees Knees





Grace Seward

Dancing Flame



# Leading Lady



Will o' the Wisp



Soroptimist International

# Silicon Valley Diamond



## Three Climbers:

- Purple Splash,
- Fourth of July,
- Candyland



# PHYLLIS BIDE



# Pink Eden



The End